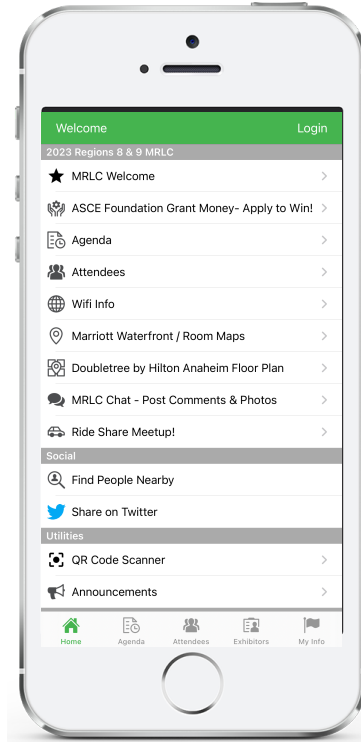


MRLC West Mobile App Guide


The **Multi-Region Leadership Conference App** for Regions 8 and 9 is an easy and convenient way to navigate the event on your Apple (iOS) and Android smartphones and tablets. It contains all of the event information that you'll need to make the most out of your experience.

We encourage you to download and install the app prior to arriving at the event!



1. Download the native app from the App Store or the Google Play store. Search “**AgendaPop**” then download and install. Now tap the AgendaPop icon on your device to open and type MRLCWest as the Organizer Code.

Optional: Use a QR Reader to scan the code to download the iOS, Android, or html5 Web version.




For an HTML5 web version (to use on a laptop, Windows phone, or Blackberry), direct your browser to: <https://mobile.agendapop.com/s/mrlcwest/>

2. Log In

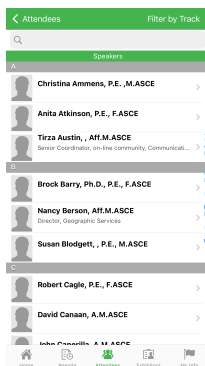
Your username is your email used in registration.
Password (if prompted): **mrlc**
You may change your password in **Settings**

3. Key Features

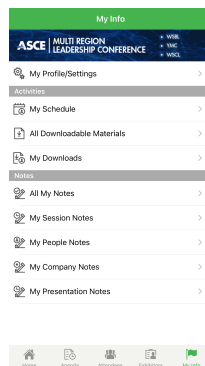
- Scroll the **Home Page** or the **navigation buttons in the bottom menu** to explore the event
- Tap **Agenda** on the home page or the Agenda icon on the bottom menu to scroll through the entire program, or navigate by Tracks
- Tap “**Settings**” on the home page (or the “My Info” icon) to edit/update your **profile and upload your photo**; your profile information is pre-loaded based on your Registration/ASCE Profile
- Take **Notes** on people and programs (View your notes on the “My Info” tab on the bottom menu bar)



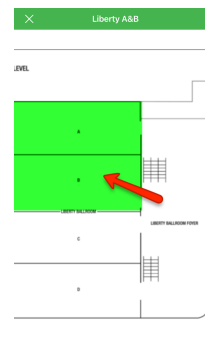
View Agenda
By Day and Hour



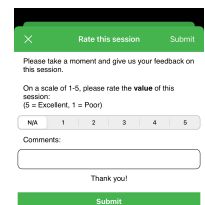
Attendees



Save Notes and
Download Handouts



Room Maps



Session Evaluation